

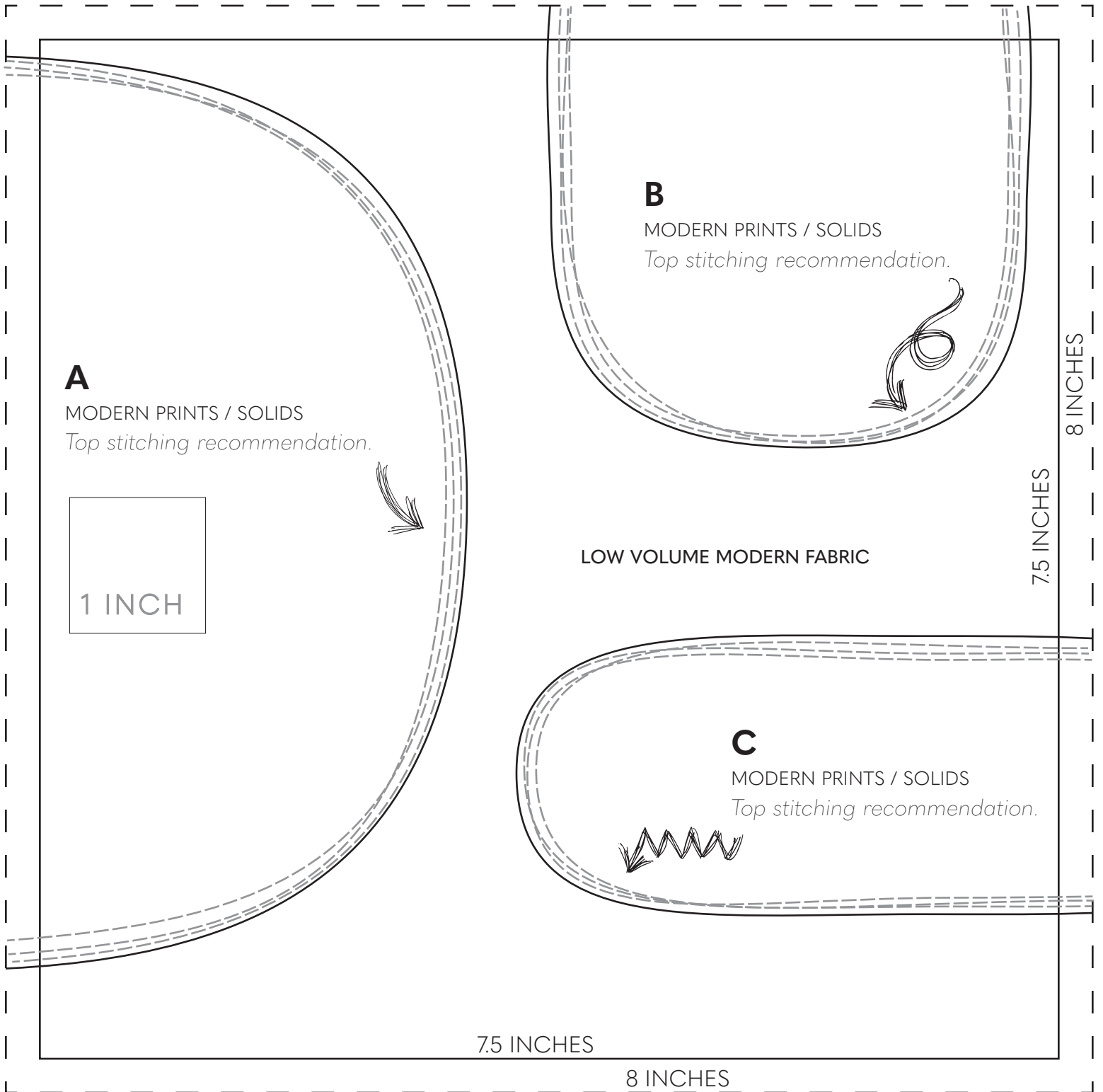
# SKIPPING ROCKS

BY SIMONE BRADFORD

As a child I would find perfectly flat semi-round rocks down by Lake Tahoe's shore. These rocks were destined for skipping across the smooth evening water. Here's a block designed with those rocks in mind.



## SKIPPING ROCKS BLOCK TEMPLATE



# SKIPPING ROCKS:

---

## SUPPLIES:

---

LOW VOLUME MODERN FABRIC

MODERN PRINT FABRIC

CONTRASTING THREAD

SELF HEALING MAT

QUILTER'S RULER

ROTARY CUTTER

SCISSORS

PINS

SPRAY STARCH


IRON & IRONING BOARD

SEWING MACHINE

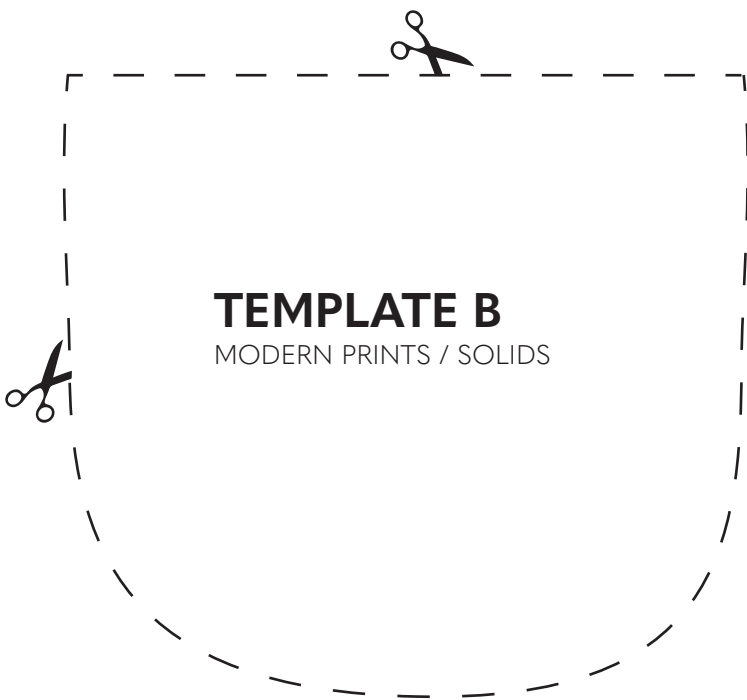

## INSTRUCTIONS:

---

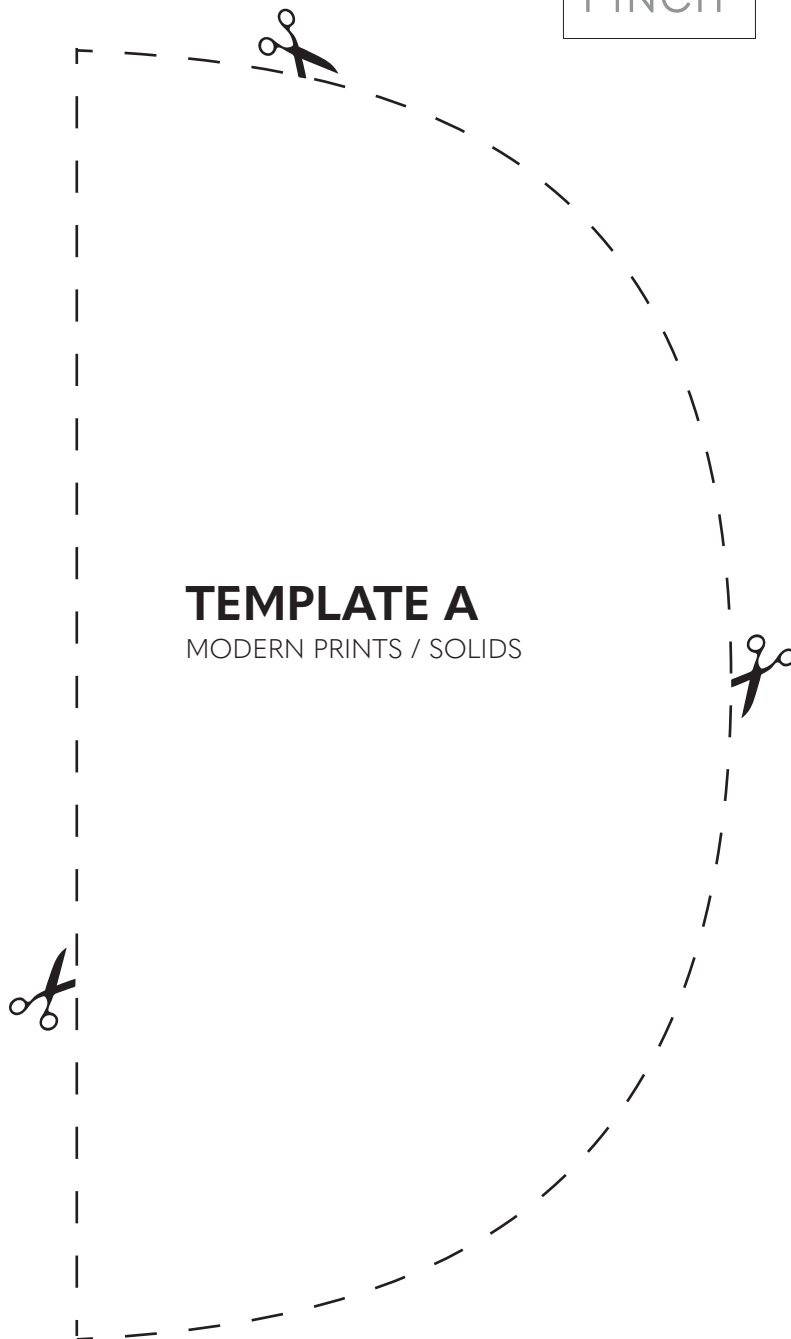
- 1** Starch all fabric before cutting. This will help prevent the block from stretching in Step 4.
- 2** From low volume modern fabric cut one 8"x8" square.
- 3** Cut out paper templates A, B & C. Using rotary cutter & paper templates A, B & C as guides, cut out corresponding modern print fabric.
- 4** A wafer thin light box or a sunny window can be used for this part. Use **SKIPPING ROCKS BLOCK TEMPLATE** for proper placement of stones. Pin fabric A, B & C onto 8"x8" square of low volume fabric.
- 5** Raw edge appliqué A, B & C onto low volume fabric with contrasting thread. Overlap 3 stitching lines as show on **SKIPPING ROCKS BLOCK TEMPLATE**.
- 6** Trim off extra fabric from behind the raw edge appliqué with scissors.
- 7** Blocks can be trimmed/squared to 7  $\frac{3}{4}$ " x 7  $\frac{3}{4}$ " if needed. If you are making the blocks for Block Lotto **DO NOT** trim/square up blocks at this time.




# SKIPPING ROCKS TEMPLATES:



**TEMPLATE B**  
MODERN PRINTS / SOLIDS



**TEMPLATE A**  
MODERN PRINTS / SOLIDS



**TEMPLATE C**  
MODERN PRINTS / SOLIDS

